

May 10, 2012

IMPORTANT SAFETY NOTICE UPDATE

To: **All Users of Survivair and Sperian Self-Contained Breathing Apparatus (SCBA), TwentyTwenty Plus HUD-style Facepieces and Panther CBRN Second Stage Regulators**

The purpose of this Important Safety Notice Update is to advise you of a potential safety issue with the interface between the Air Klic in Survivair/Sperian TwentyTwenty Plus HUD-style SCBA facepieces and the second stage regulator in all Sperian Warrior and certain Survivair Panther CBRN-certified SCBAs. This Notice updates the original Air Klic Important Safety Notice dated August 1, 2011.

Honeywell has discovered that it is possible for a CBRN second stage regulator to be fully inserted into the Air Klic in all TwentyTwenty Plus HUD-style facepieces but still have a slight amount of air leakage around the interface of those two components. This leakage primarily occurs when the second stage hose is pulled forward, causing the second stage to move slightly forward at an angle within the Air Klic, breaking the seal between the Air Klic o-ring and the second stage regulator (see Figure 1).



Figure 1

The potential leakage is minimal, amounting to about one minute's worth of air volume using a 30-minute-rated cylinder at a 40 liter per minute breathing rate, **and only if the second stage hose is being constantly pulled forward.** If the hose is never pulled forward or is only pulled forward intermittently, the leakage would be significantly less. Because of the positive pressure maintained in the facepiece, **the leakage is only outward, preventing the intrusion of contaminants and maintaining the user's protection.**

However, under one specific condition, the user's safety could be compromised. If the First-Breath-On (FBO) mechanism in the second stage regulator is set at the upper end of the acceptable range of activation pressure, it is possible for a user to inhale ambient air into the facepiece at the leakage point described above before the user's inhalation creates enough negative pressure in the second stage to activate the FBO and start air flow from the cylinder. This condition is extremely rare, with only one instance that we know of that has occurred in the field. **No users of Survivair/Sperian SCBAs have been injured because of this condition.**

The Air Klic and second stage regulator replacements described below eliminate the above condition. Until you have complied with those replacement instructions, please note the following:

If you are able to inhale ambient air before you are able to activate the FBO in a Sperian or Survivair CBRN SCBA, or if the inhalation effort required to activate the FBO is very high, push the manual override button on the front of the second stage regulator (see Figure 2) to manually start the regulator. Cylinder air will then start flowing through the regulator normally.




Figure 2



WARNING

Failure to follow the above instruction in such circumstances could result in serious personal injury or fatality.

What You Need To Do:

Air Klic

If you have 2420, 2520, 2620 or 2720 series HUD-style TwentyTwenty Plus facepieces used with Sperian Panther or Warrior SCBAs, **you must replace the existing black Air Klic with a new gray Air Klic**, utilizing the Universal Air Klic Upgrade Kit, part number 968855.

If you have upgraded your facepieces to be HUD-compatible non-CBRN or CBRN TwentyTwenty Plus facepieces using upgrade kit part numbers 969060, 969061, 969062, 969230, 969231, 969232, 969233, 969234, 969235, 969237 or 969241, **you must also replace the existing black Air Klic with a new gray Air Klic**, utilizing the Universal Air Klic Upgrade Kit, part number 968855.

To identify whether your facepiece is a HUD-style TwentyTwenty Plus facepiece (see Figure 1), all HUD-style TwentyTwenty Plus facepieces have “cutouts” in the nozzle cover to enable the user to view the HUD (see Figure 1). You do **not** need to replace the black Air Klic if you do not have a HUD-style TwentyTwenty Plus facepiece.

The Universal Air Klic Upgrade Kit contains detailed instructions on how to replace the Air Klic. A video showing the Air Klic replacement procedure is also available online at www.hfrthepulse.com and at www.honeywellsafety.com. **You do not need to be a Honeywell-certified technician to perform an Air Klic replacement.**

Please note that once the new, gray Air Klic is installed in the facepiece, you might experience a very slight increase in the effort necessary to insert the second stage regulator into the facepiece.

Second Stage Regulator

If you have Panther CBRN second stage regulators manufactured in 2004, 2005, 2006 or 2007, in addition to replacing the Air Klic, **you must also replace the second stage regulator housing** using the Panther CBRN Second Stage Housing Upgrade Kit, part number 968849. To identify whether your Panther second stage regulator is CBRN, all CBRN second stages have HUD display modules which are gray in color (see Figure 2). Non-CBRN second stage regulators are black in color. If you have non-CBRN Panther SCBAs with black HUD display modules, you do **not** need to replace the second stage regulator housing. If you have Warrior SCBAs, you do **not** need to replace the second stage regulator housing.

Each second stage regulator has a date code etched into the housing (see Figure 3). The first two digits represent the year of manufacture. “04” is 2004, “05” is 2005, “06” is 2006 and “07” is 2007. If any other year appears as the first two digits, the CBRN second stage housing does **not** have to be replaced. Figure 3 shows a second stage that was manufactured in 2008 and therefore does not have to be replaced. If you have Panther CBRN second stage regulators with hand-etched date codes that show the year of manufacture as being 2004, 2005, 2006 or 2007, you must replace the second stage housing. If you have Panther CBRN second stage regulators that have no date code at all, you must replace the second stage housing.




Figure 3

Course of Action:

Air Klic

If you have TwentyTwenty Plus HUD-style facepieces or upgraded HUD-compatible TwentyTwenty Plus facepieces that are identified in the previous paragraphs, please go to <http://honeywellsafety.com/Americas/airklic>, fill out the required information and submit the form by clicking on “Submit Form.” Honeywell will send you replacement Air Klics for your upgrade in the quantity you specify. All removed Air Klics and o-rings must be destroyed.

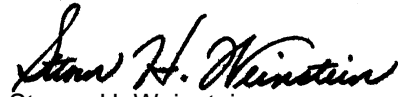
Second Stage Regulator

If you have Panther CBRN second stage regulators manufactured from 2004 through 2007 as identified above, please go to <http://honeywellsafety.com/Americas/airklic> and in addition to filling out the required Air Klic information, fill out the required second stage information and submit the form by clicking on "Submit Form." Honeywell will then send you replacement second stage regulator housing kits for your upgrade in the quantity you specify, along with the Air Klics. The second stage housing replacement must be performed by a Honeywell-certified technician, and a PosiChek flow test must be done by that technician after the replacement. All removed second stage regulator housings and associated components must be destroyed.

If you do not have a Honeywell-certified technician on staff and you need to replace Panther CBRN second stage regulator housings, fill out the required second stage information on the web site and choose a local Honeywell Warranty Service Center from the drop-down list on the form to perform the regulator housing replacements. When you have completed the form and have submitted it electronically to Honeywell for processing, **the information on the form will automatically be sent to the Warranty Service Center you have chosen**, informing them of your submittal. **You** will receive second stage regulator housing kits when the form is processed by Honeywell. It will be your responsibility to contact the Warranty Service Center to arrange service and to supply the housing kits to them for replacement.

Honeywell is providing this information in the interest of your safety. We apologize for any inconvenience. All questions should be directed to **Honeywell Customer Support at (800) 394-0410.**

Sincerely,



Steven H. Weinstein
Strategic Technical Manager